



Empowering business

GREEN. CREATIVE. SMART.

SLOVENIAN BUSINESS AND INVESTMENT ENVIRONMENT

Andreja Mulec Bohinc, Export Promotion Department

**I FEEL
SLOVENIA**

GREEN.
CREATIVE.
SMART.

SLOVENIA'S ADVANTAGES

- ✓ Stable export driven economy
- ✓ Excellent geostrategic position with well established easy access to markets
- ✓ Quality infrastructure
- ✓ Innovative workforce



I FEEL
SLOVENIA

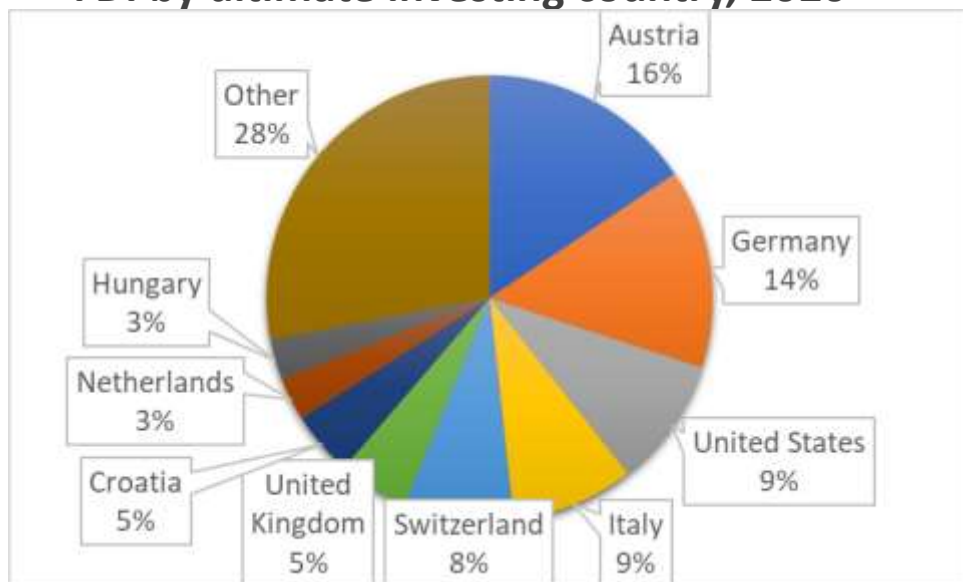
GREEN.
CREATIVE.
SMART.



QUALITY INFRASTRUCTURE

- ▶ Port of Koper:
 - ▶ One of the northernmost ports of the Mediterranean
 - ▶ Shortest way to CE Europe from Asia
 - ▶ Excellent port infrastructure
 - ▶ Leading container terminal in North Adriatic and largest car terminal in the Mediterranean
- ▶ Excellent infrastructure for inland transport of goods:
 - ▶ Over 700 km of motorways
 - ▶ Over 39,000 km of the road network
 - ▶ Over 2,000 km of railway tracks
- ▶ Reliable ICT infrastructure

FDI by ultimate investing country, 2020

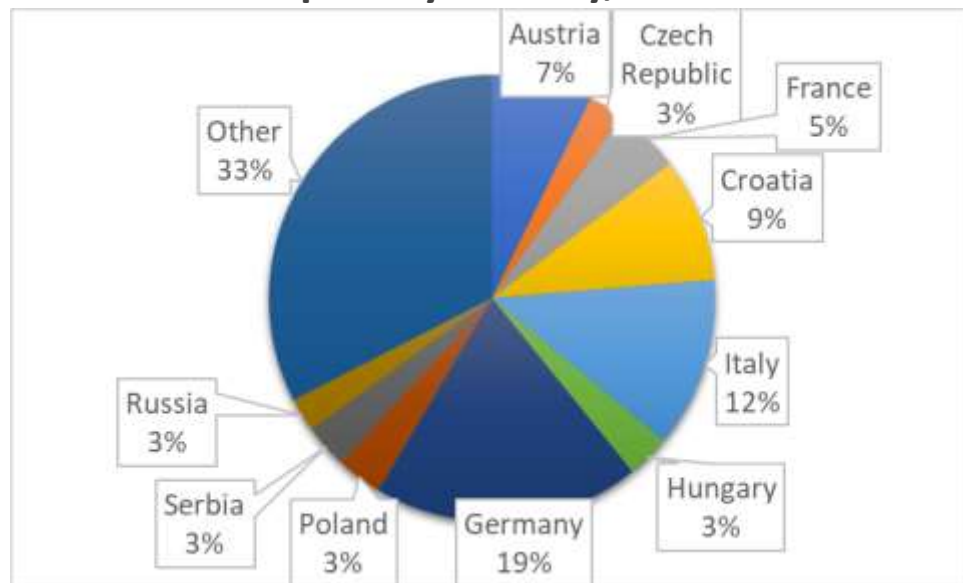


Source: Bank of Slovenia, 2022

STABLE ECONOMY

- ▶ 100% macroeconomic stability (*WEF 2019*)
- ▶ One of the fastest growing economies in CEE
 - ▶ 4.4 % GDP growth in 2018 and 3.2 % in 2019
 - ▶ -4.2 % in 2020 and 8.1 % in 2021
 - ▶ Forecast 3.8 % for 2022 and 3.1 % for 2023 (*EC, 2022*)
- ▶ Committed member of the EU Single Market and the Eurozone
- ▶ Doubled FDI stock in 10 years time

Slovenia's export by country, 2021



Source: Bank of Slovenia, 2022

EXPORT DRIVEN ECONOMY

- ▶ EUR 43.6 billion (87% of national GDP), of that € 35.3 billion goods and € 8.3 billion services
- ▶ 10.9% annual export growth in real terms in 2021
- ▶ 1st in trading across borders (*World Bank Group, Doing business 2019*)
- ▶ Top export products:
 - Road vehicles
 - Medicines & pharmaceuticals
 - Machinery & equipment
 - Iron, steel & metals
 - Electrical machinery and appliances
 - Chemicals, rubber & plastics products
 - Food & beverages

STIMULATING BUSINESS & INVESTMENT

FDI openness

- **3rd least restrictive** country among OECD members (*OECD, FDI Regulatory Restrictiveness Index Database 2017*)

Starting a business – fast and simple

- Only 2 procedures required to register a firm at zero cost
- Maximum 5 days for registration of a Limit liability company (minimum funding capital of EUR 7,500)

Efficient clearance procedures make quick and reliable movement of goods.

19% corporate income tax with:

- 100% tax relief for R&D investment
- 40 % tax relief for investment
- 45% tax relief for employment of certain categories of job seekers

Profit repatriation tax

- 15 %
- 0 % for EU residents

Value Added Tax

- 22 % - standard rate
- 9.5 % - reduced rate

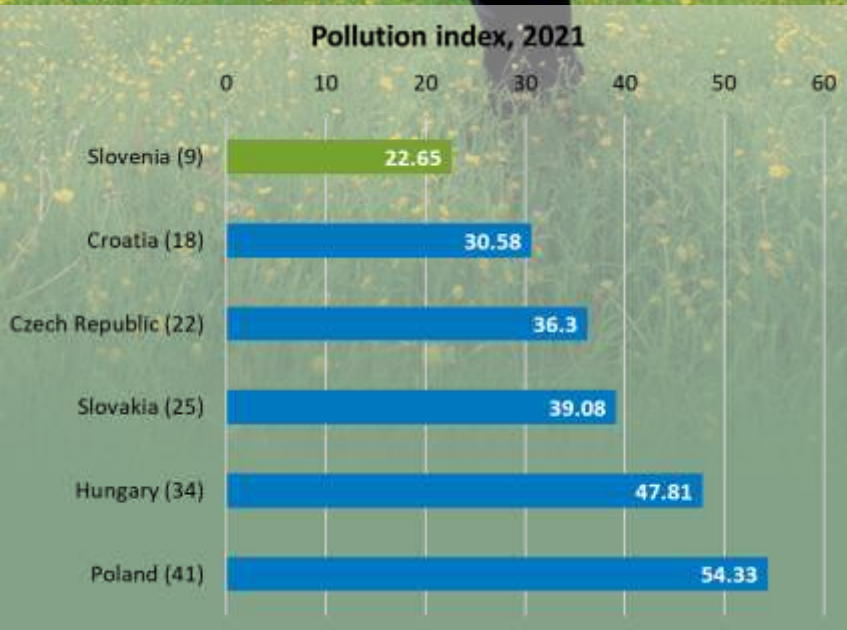
Capital Gain Tax: 0 – 27.5 % 19 %

Incentives

For investment in:

- **Manufacturing**
- **Service activities**
- **R&D activities**

For new employment



Source: Numbeo, 2021

RESPONSIBLE TOWARDS THE FUTURE

- at the forefront of countries transitioning to circular economy with focus on sustainability, green technologies, corporate social responsibility
- 10th amongst EU countries in ECO innovations
- 3rd most forested and 4th richest country in internal renewable water resources in Europe (*Eurostat, 2020*)
- Slovenia is the initiator of the World Bee Day
- 13th in the quality of life (*Numbeo, 2020*)

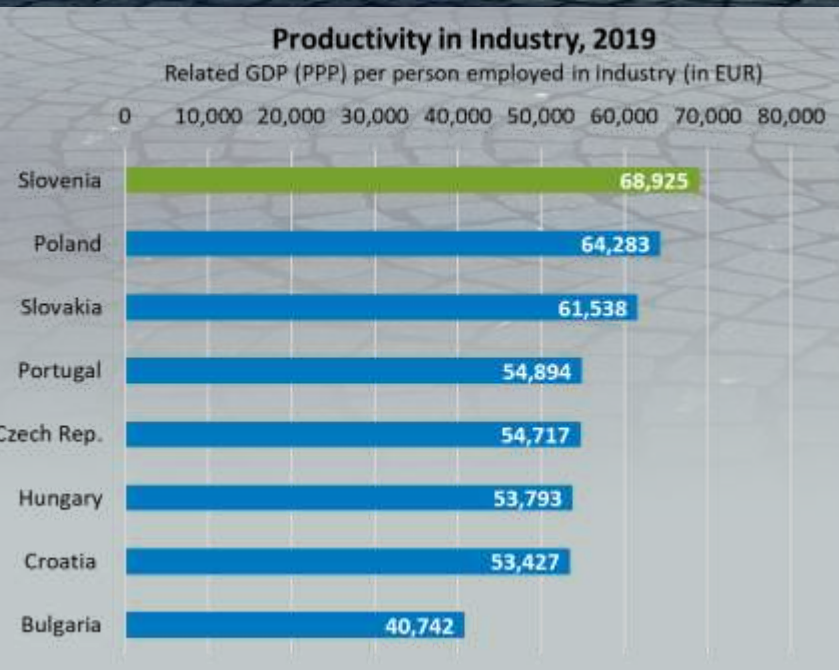


I FEEL
SLOVENIA

GREEN CREATIVE SMART

HIGHLY CAPABLE AND PRODUCTIVE WORKFORCE

- 40.7% of young people (25-34) has attained at least tertiary education (*IMD, 2019*)
- 55% of the total working population has completed secondary education, while 36% has a university degree (*SURS, 2019*)
- 38.5% of students graduated in science and engineering (*IMD, 2020*)
- Slovenia's productivity ranks above its near neighbours: Croatia, Hungary, Slovakia, Czech Republic, Poland ...
- 84% of working population speaks at least one foreign language, while 63% speaks at least 2 foreign languages (*Eurostat, 2017*)

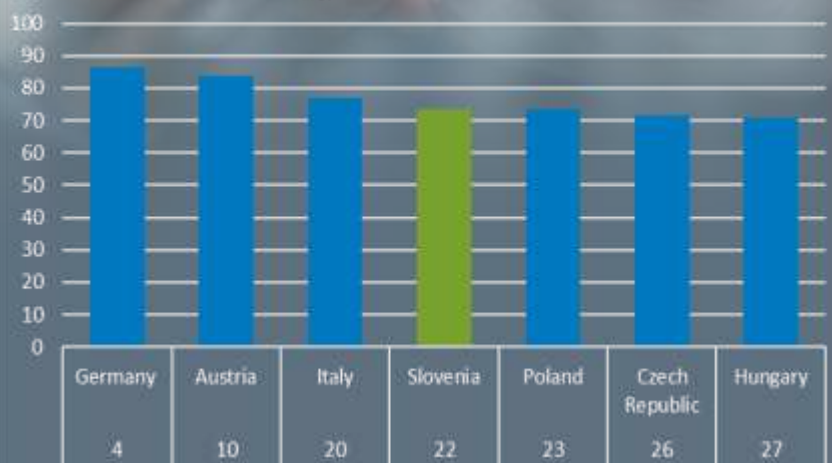


Source: IMD, 2020

INNOVATIVE ENVIRONMENT - IMPORTANT R&D PLAYER IN THE REGION

- 1.9 % GDP allocated to R&D, $\frac{3}{4}$ by business sector
- Slovenia spends on R&D, as % of its GDP, more than any other country in the region and it's 12th in the EU (*Eurostat, 2018*)
- 4,900 researches in R&D per 1 million people, full-time equivalent (*IMD, 2020*)
- 13th in total R&D personal in business per capita, 5.05 full-time work equivalent per 1000 employees (*IMD, 2020*)
- Innovative Economy (*Bloomberg Innovation Index 2021*)

Bloomberg Innovation Index 2021



**I FEEL
SLOVENIA**

GREEN.
CREATIVE.
SMART.

KEY INDUSTRIES & ADVANCED SOLUTIONS IN SLOVENIA

INDUSTRIES

1. Automotive
2. ICT
3. Machining & Metalworking
4. Electrical & Electronics
5. Health Care Products & Devices
6. Plastic & Rubber

SOLUTIONS

1. Smart Factories & Industrial Automation
2. Green Technologies
3. Agricultural Machinery & Equipment
4. Food-Processing Machinery & Equipment

Take the advantage and benefit from:

- ✓ high quality,
- ✓ modern production,
- ✓ competitive products and services at competitive prices,
- ✓ engineering expertise
- ✓ niche specialization & long sector experience
- ✓ innovative solutions and flexibility

INDUSTRY: MACHINING & METALWORKING

Top export products:

- #1 metal fittings and components
- #2 metal tools
- #3 turbines and pumps

Global leaders in:


- high – end titanium exhaust systems
- logging winches and firewood processors
- crankshaft processing machines
- industrial knives

KEY FACTS 2020:

2,650 companies
56,700 employees
€ 7.7 billion revenues

Opportunities for foreign partners:

- metal structures and propulsion elements
- 3D metal customised printing
- metal matrix composites
- aluminium alloys and products



INDUSTRY: ELECTRICAL & ELECTRONICS

Top export products:

- #1 electrical signaling devices
- #2 household appliances
- #3 electrical motors and machines

Global leaders in:

- the biomass combustion controller market
- the commercial vacuum-cleaner motor segment

KEY FACTS 2020:

850 companies
29,100 employees
€ 4.9 billion revenues

Opportunities for foreign partners:

- robotics and automation solutions
- smart lights solutions and design
- smart home products
- high-quality niche products for electric vehicles in particular

INDUSTRY: ICT

Top export products:

- #1 telecommunications services
- #2 hardware and large software storage systems
- #3 data acquisition systems

Global leaders in:

- water-cooling systems for computers
- the first EU member with a national blockchain test infrastructure (SI-Chain)
- the World's first cryptocurrency exchange with an official license to operate within the EU
- control software for proton cancer therapy systems

KEY FACTS 2020:

3,660 companies
23,00 employees
€ 4.6 billion revenues

Opportunities for foreign partners:

- information systems outsourcing,
- systems integration and hardware support,
- cyber security software,
- cloud computing



ADVANCED SOLUTIONS FOR: SMART FACTORIES & INDUSTRIAL AUTOMATION

Robotics

- Robot scanning cells for laser processing,
- Intelligent sensors and actuators,
- Adaptive robotic cells,
- Computer control in industry
- Virtual factory platform.

Tooling

- Smart tools,
- Intelligent interaction of tools and machines,
- Tool system as an integral part of IoT,
- Intelligent tool management,
- Pilot line with smart platform.

ICT Technologies:
Blockchain
3D printing
Artificial Intelligence
Internet of Things
Biometrics



I FEEL
SLOVENIA

GREEN.
CREATIVE.
SMART.

ONE-STOP-SHOP FOR FOREIGN INVESTORS AND BUYERS OF SLOVENIAN PRODUCTS / SERVICES

SPIRIT Slovenia, Business Development Agency:

- ▶ Entrusted with the regulatory, expert and development tasks serving to increase competitiveness of Slovenia's economy in:
 - ✓ Foreign Direct Investment
 - ✓ Internationalization
 - ✓ Technology
 - ✓ Entrepreneurship
- ▶ Support and facilitation of free services

CONTACT:

www.sloveniabusines.eu

**I FEEL
SLOVENIA**

GREEN. CREATIVE. SMART.